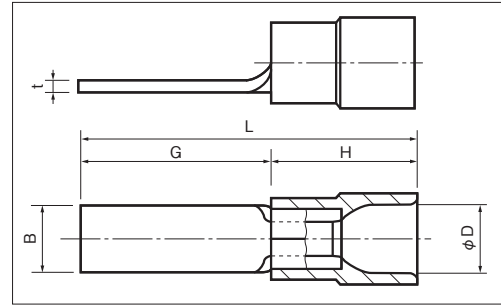



# INSULATED BLADE TERMINALS (BT TYPE) TMEN : Nylon

B

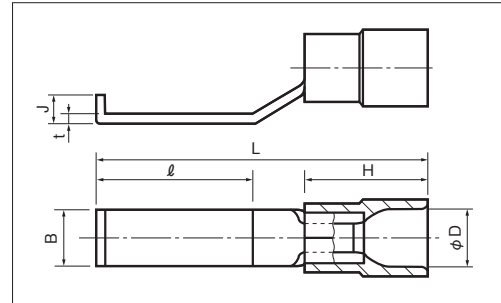



**RoHS 10**  
See page 2

**RoHS 10**  
Yellow Nylon  
See page 2

Non stock item

PART NUMBER	DIMENSIONS mm						WIRE RANGE		TOOL No.		STD COLOR	STD QTY/BOX
	B	t	L	G	H	φD	STRANDED mm <sup>2</sup>	AWG	HAND TOOL No.			
									TOOL BODY No.	DIES No.		
<b>TMEN BT-1.25-9-1</b> ○	2.2	0.75	19.0	9.0	10.0	4.1	0.3 ∩ 1.65	22-16	NH 11 NH 32	RED TRANSLUCENT	1,000 (100×10)	
<b>TMEN BT-1.25-9</b> ○	2.8		19.1	9.1								
<b>TMEN BT-1.25-10-1</b> ○	2.2		20.5	10.5								
<b>TMEN BT-1.25-10</b> ○	3.4		20.3	10.3								
<b>TMEN BT-1.25-11</b> ○	3.0		21.2	11.2								
<b>TMEN BT-1.25-13</b> ○	3.4		23.0	13.0								
<b>TMEN BT-1.25-14</b> ○	3.0		24.6	14.6								
<b>TMEN BT-1.25-18</b> ○	2.2		28.5	18.5								
<b>TMEN BT-2-9-1</b> ○	2.2	0.85	19.0	9.0	10.0	4.6	1.04 ∩ 2.63	16-14	NH 12 NH 32	BLUE TRANSLUCENT	1,000 (100×10)	
<b>TMEN BT-2-9</b> ○	2.8		19.1	9.1								
<b>TMEN BT-2-13</b> ○	4.6		23.0	13.0								
<b>TMEN BT-2-18</b> ○	2.2		28.5	18.5								
<b>TMEN BT-5.5-10</b> ○	2.8	0.95	24.0	10.0	14.0	6.8	2.63 ∩ 6.64	12-10	NH 13	YELLOW TRANSLUCENT	100	
<b>TMEN BT-5.5-13</b> ○	4.5		27.0	13.0								
<b>TMEN BT-5.5-18</b> ○	4.5		32.0	18.0								



**RoHS 10**  
See page 2

**RoHS 10**  
Yellow Nylon  
See page 2

Non stock item

PART NUMBER	DIMENSIONS mm							WIRE RANGE		TOOL No.		STD COLOR	STD QTY/BOX
	B	t	ℓ	L	J	H	φD	STRANDED mm <sup>2</sup>	AWG	HAND TOOL No.			
										TOOL BODY No.	DIES No.		
<b>TMEN BT-1.25-17</b> ○	3.0	0.75	12.7	27.0	2.25	10.0	4.1	0.3 ∩ 1.65	22-16	NH 11 NH 32	RED TRANSLUCENT	1,000 (100×10)	
<b>TMEN BT-2-17</b> ○		0.85			2.30								4.6
<b>TMEN BT-5.5-17-1</b> ○	4.6	0.95	12.7	27.0	2.45	10.0	6.8	2.63 ∩ 6.64	12-10	NH 13	YELLOW TRANSLUCENT	100	
					2.45								14.0

NOTE 1) ○ : UL/CSA

2) Refer to page 41 for UL/CSA, insulator material/color, proper strip length of wire and Nylon insulated products.

3) TMD & TMDEN Type are also available, see page 42.