

# Quick cap Waterproof protection cover **OA-QWH**

## Splittable type

**NEW**



General purpose

Link connector

Protection  
**IP67**

RoHS2

Color  
**Black**

Weatherproof  
**Weather E**

Oilproof  
**Oil**

## Protects wide variety of relay connectors from water and dust !

LAN cable

Nylon connector

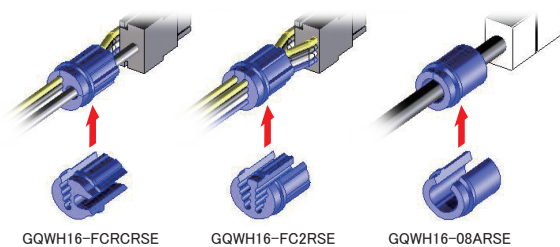
■ Model • Specifications ※ Use oilproof type in oily environment.

Application		Model	Weight	Rubber bushing (Accessories)			Plugging bar (Accessories)	
				Part No.	Q'ty	Applicable cable dia. (mm)	Part No.	Q'ty
Weather-proof	General purpose	OA-QWH16-08SRSEN	49g	GQWH16-08ARSE	2 pcs	φ 5.5 to 8.5	-	-
				G13-09BRSE	2 pcs	φ 4 to 5.5 ※Fit cable into GQWH16-08ARSE	-	-
	Link connector	OA-QWH16-L1SRSEN	53g	GQWH16-FCRCRSE	2 pcs	2.54mm pitch flat cable (1 hole) / φ 4 to 5 (1 hole)	BB-50S	2 pcs
				GQWH16-FC2RSE	1 pc.	2.54mm pitch flat cable (2 holes)	-	-
Oilproof	General purpose	OA-QWH16-08SRSN	49g	GQWH16-08ARS	2 pcs	φ 5.5 to 8.5	-	-
				G13-09BRS	2 pcs	φ 4 to 5.5 ※Fit cable into GQWH16-08ARS	-	-
	Link connector	OA-QWH16-L1SRSN	53g	GQWH16-FCRCRS	2 pcs	2.54mm pitch flat cable (1 hole) / φ 4 to 5 (1 hole)	BB-50S	2 pcs
				GQWH16-FC2RS	1 pc.	2.54mm pitch flat cable (2 holes)	-	-

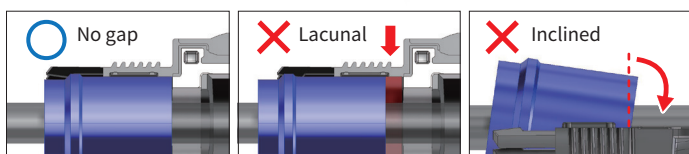
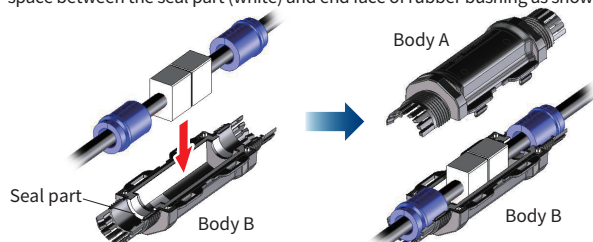
【Common】 Working temperature : -20°C to +70°C Q'ty/pack : 1 pc.

## ■ Instructions

① Open the slit of rubber bushing and let the cable through.

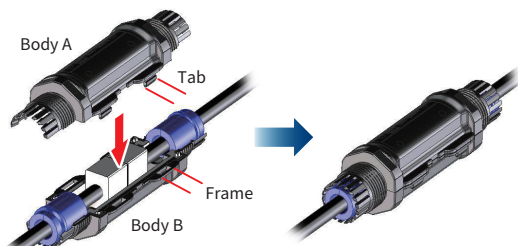


② Set the cable connection part and rubber bushing in Body B so as not to have any space between the seal part (white) and end face of rubber bushing as shown below.



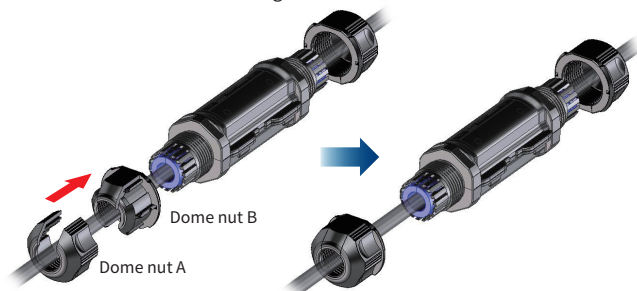
《Caution》 To keep waterproofness, be sure not to have the rubber bushing inclined.

③ Assemble Body A and Body B.



《Caution》 Assemble so that the end face of the rubber bushing does not catch on the seal part (white) of Body A. Make sure that the tab is hooked on the frame.

④ Fit the Dome nut A and B along the cable.



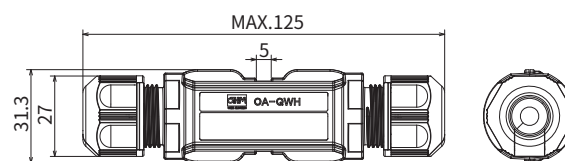
⑤ Tighten the Dome nut to fasten cable securely.



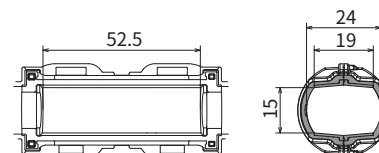
## ■ Applicable link connector

Maker	Serial # for wire mounting connector	Cable type
3M Japan	38A04-□0□□-□00FL	2.54mm pitch flat cable

## ■ Dimensional drawing



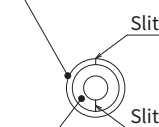
【Inner space】



【 Shape of rubber bushing 】

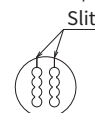
<GQWH16-FCRCRSE/GQWH16-FCRCRS>

<GQWH16-08ARSE/GQWH16-08ARS>  
Applicable cable dia.φ 5.5 to 8.5



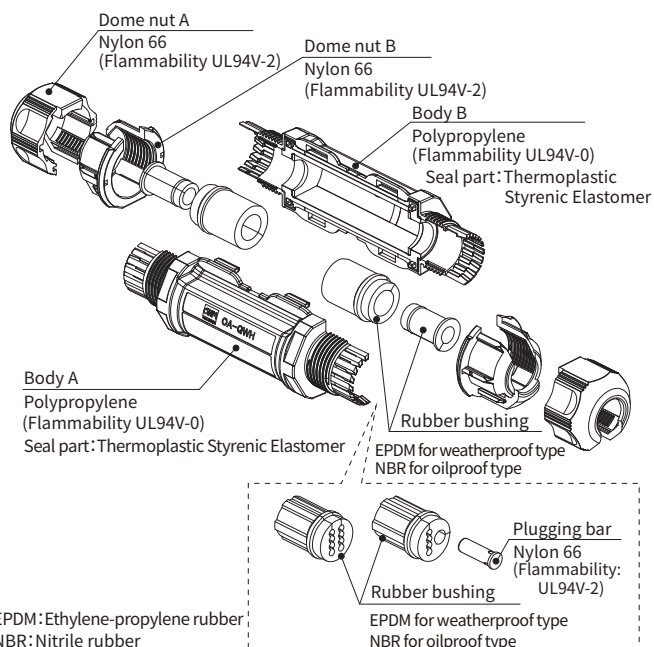
Applicable cable dia. 2.54mm pitch flat cable (1 hole)  
φ 4 to 5 (1 hole)

<GQWH16-FC2RSE/GQWH16-FC2RS>



Applicable cable dia. 2.54mm pitch flat cable (2 holes)

## ■ Material



**OHM ELECTRIC CO., LTD.**

7000-21 Nakagawa, Hosoe, Kita-ku  
Hamamatsu, Shizuoka 431-1304, JAPAN  
TEL : +81-53-522-5562 FAX : +81-53-523-2362  
e-mail : info@ohm.co.jp  
URL : <https://www.ohm.jp/english/>