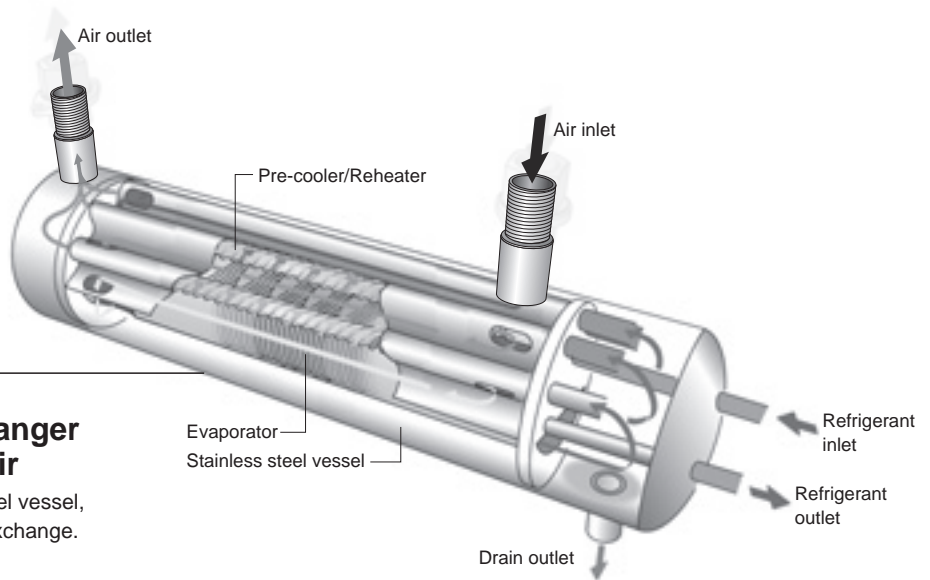


F.R.L.
F.R.
F (Filtr)
R (Reg)
L (Lub)
Drain Separ
Mech Press SW
Res press exh valve
SlowStart
Anti-bac/Bac-remove Filt
Film Resist FR
Oil-Prohr
Med Press FR
No Cu/PTFE FRL
Outdrs FRL
Adapter Joiner
Press Gauge
CompFRL
LgFRL
PrecsR
VacF/R
Clean FR
ElecPneur
AirBoost
Speed Ctrl
Silncr
CheckV/other
Fit/Tube
Nozzle
Air Unit
PrecsCompn
Electro Press SW
ContactSW
AirSens
PresSW Cool
Air Flo Sens/Ctrl
WaterRiSens
TotAirSys (Total Air)
TotAirSys (Gamma)
Gas generator
RefrDry
DesicDry
HiPolymDry
MainFiltr
Dischrg etc
Ending

High quality and high reliability guaranteed



● **Stainless steel heat exchanger compatible with oil-free air**

The heat exchanger uses a stainless steel vessel, preventing dust generated due to heat exchange.

● **High weather resistance**

The refrigerant pipes (copper pipes) within the heat exchanger are nickel plated for improved corrosion resistance.

● **Increased capacity for high-temperature environment support**

Operable even at an ambient temperature of 45°C. (40°C for GX5255 and 5275)

High reliability, energy saving/space saving.

Refrigeration air dryer

Xeroaqua dryer GX Series

Standard air inlet **GX3200D** Series/up to 55 kW

High-temperature inlet air **GX5200D** Series/up to 37 kW

The Xeroaqua dryer GX Series has been reinvented with even higher reliability and support for high-temperature environments, etc.

Slim profile

● **Thin and compact body**

Can be installed anywhere, whether in a line or mounted on equipment.



Width 180 mm (GX3203D)

Energy saving

● **Low air loss drain discharger adopted**

No wasteful air loss, as the use of a float enables discharge every time drain is generated with the dryer.

● **Achieves low power consumption**

Energy saving up to 15% of power. (Compared to CKD GX3237D)

Environment-friendly refrigerant

● **Environment-friendly new refrigerants R-134a and R-410A used**

Ozone safe.

Easy maintenance



GX3215D to 3255D,
GX5211D to 5237D

● Inspection via control panel

Regular inspection can be performed by simply looking at the control panel. The refrigerant pressure gauge and operation lamp make operating status visible at a glance.

● Easy error diagnostics

(GX3215D to 3255D, GX5211D to 5237D) The causes of error-induced stoppages can be identified through the blinking pattern of the alarm LED.

● Dust filter installed as standard

Reduces the hassle of condenser cleaning. Attachment and removal are extremely easy.

● External drain discharger

Easily service the unit even while it is running.

● Centralized control possible


Remote operation and operation/alarm signals (options) are also available.

● Bypass piping set also available as an accessory



(optional)

Supports ambient temperatures up to 45°C

With error diagnostic function



[Series variation]

Series	Applications	Rated conditions				Applicable air compressor (kW)									
		Pressure dew point (°C)	Inlet air pressure (MPa)	Ambient temperature (°C)	Inlet air temperature (°C)	to 2.2	3.7	5.5	7.5	11	15	22	37	55	75
Standard inlet air GX3200D 	For equipment embedding	10	0.7	32	35 (GX3203D to GX3237D)	●	●	●	●	●	●	●	●	●	*1
					40 (GX3255D)	●	●	●	●	●	●	●	●	●	●
High-temperature inlet air GX5200D 	Air compressor directly connected	10	0.7	32	55	●	●	●	●	●	●	●	●	●	●

*1 is with GT9000 Series.

- F.R.L.
- F.R.
- F (Filtr)
- R (Reg)
- L (Lub)
- Drain Separ
- Mech Press SW
- Res press exh valve
- SlowStart
- Anti-bac/Bac-remove Filtr
- Film Resist FR
- Oil-ProhR
- Med Press FR
- No Cu/ PTFE FRL
- Outdrs FRL
- Adapter Joiner
- Press Gauge
- CompFRL
- LgFRL
- PrecsR
- VacF/R
- Clean FR
- ElecPneuR
- AirBoost
- Speed Ctrl
- Silncr
- CheckV/ other
- Fit/Tube
- Nozzle
- Air Unit
- PresCompn
- Electro Press SW
- ContactSW
- AirSens
- PresSW Cool
- Air Flo Sens/Ctrl
- WaterRISens
- TotAirSys (Total Air)
- TotAirSys (Gamma)
- Gas generator
- RefrDry
- DesicDry
- HiPolymDry
- MainFiltr
- Dischrg etc
- Ending

F.R.L.
 F.R.
 F (Filtr)
 R (Reg)
 L (Lub)
 Drain
 Separ
 Mech
 Press SW
 Res press
 exh valve
 SlowStart
 Anti-bac/Bac-
 remove Filtr
 Film
 Resist FR
 Oil-ProhR
 Med
 Press FR
 No Cu/
 PTFE FRL
 Outdrs FRL
 Adapter
 Joiner
 Press
 Gauge
 CompFRL
 LgFRL
 PrecsR
 VacF/R
 Clean FR
 ElecPneuR
 AirBoost
 Speed Ctrl
 Silncr
 CheckV/
 other
 Fit/Tube
 Nozzle
 Air Unit
 PrecsCompn
 Electro
 Press SW
 ContactSW
 AirSens
 PresSW
 Cool
 Air Flo
 Sens/Ctrl
 WaterRtSens
 TotAirSys
 (Total Air)
 TotAirSys
 (Gamma)
 Gas
 generator
 RefrDry
 DesicDry
 HiPolymDry
 MainFiltr
 Dischrg
 etc
 Ending

Simple, reliable, space saving

Further increased reliability and ease of use.

The Xeroaqua dryer GX Series has been reborn in response to the changing needs of our customers.

Operable at ambient temperature of **48°C**

High-temperature environments supported

Installation area reduced by up to **30%**

Space saving supported

Processing air rate increased by up to **10%**

Increased facility efficiency supported



Refrigerated air dryer Xeroaqua

GX5255D (55 kW)

GX5275D (75 kW)

High quality, high reliability

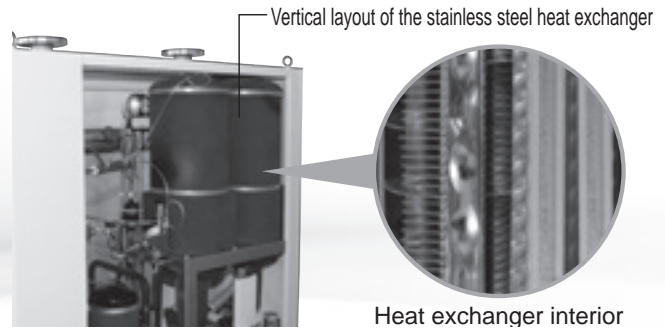
Keeps working even at high temperatures

Operation won't stop even in summer. (Max. ambient temperature 48°C)

Heat exchanger with excellent climate resistance

The use of a stainless steel vessel prevents dust generation from the heat exchanger.


The refrigerant pipes within the heat exchanger are nickel plated for improved corrosion resistance.



Easy maintenance

Inspection via control panel

Regular inspection can be performed by simply looking at the control panel. The refrigerant pressure gauge and operation lamp make operating status visible at a glance.



Easy error diagnostics

The causes of error-induced stoppages can be identified through the blinking pattern of the ALARM LED.

When ON	Refrigerant circuit pressure error
When blinking 2 times	Refrigerant circuit temperature error
When blinking 3 times	Current error

Dust filter installed as standard

Reduces the hassle of condenser cleaning. Attachment and removal are extremely easy.



Centralized control possible

Remote control, operating and alarm signal interface equipped as standard.

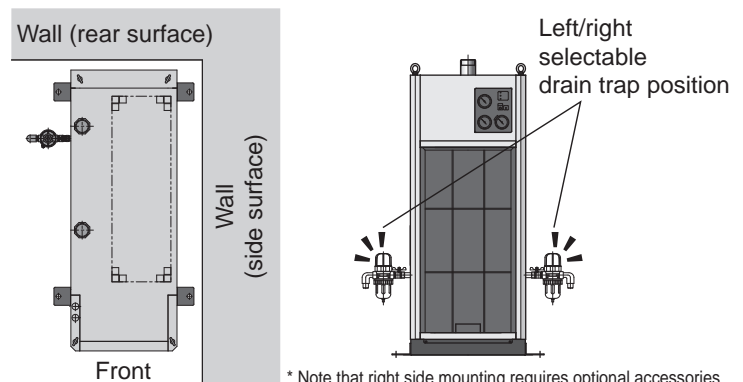
Space saving

Space saving realized with top surface exhaust

Top surface exhaust allows the unit to be mounted flush against a wall.

Flush-mounting and freely installable

Select drain trap left or right mounting: depending on the environment, installation is possible flush with the rear and either left or right walls.



* Note that right side mounting requires optional accessories.

* Right takeout drain trap is an option.

F.R.L.
F.R.
F (Filtr)
R (Reg)
L (Lub)
Drain Separ
Mech Press SW
Res press exh valve
SlowStart
Anti-bac/Bac-remove Filtr
Film Resist FR
Oil-ProhR
Med Press FR
No Cu/ PTFE FRL
Outdrs FRL
Adapter Joiner
Press Gauge
CompFRL
LgFRL
PrecsR
VacF/R
Clean FR
ElecPneuR
AirBoost
Speed Ctrl
Silncr
CheckV/ other
Fit/Tube
Nozzle
Air Unit
PresCompn
Electro Press SW
ContactSW
AirSens
PresSW Cool
Air Flo Sens/Ctrl
WaterRISens
TotAirSys (Total Air)
TotAirSys (Gamma)
Gas generator
RefrDry
DesicDry
HiPolymDry
MainFiltr
Dischrg etc
Ending